

STEPPING Together

SECOND GRADE DOWNLOADABLE COMPREHENSION CARDS

Comprehension Card	Purpose	Module/Week
Compare Card	to search for similarities in characters, story elements, concepts, or ideas	Module 4, Week 4
Contrast Card	to search for differences between characters, story elements, concepts, or ideas	Module 4, Week 4
Five-Finger Retelling Card	to retell story elements	Module 2, Week 4
Green Questions (Literal) Card	to improve literal comprehension by asking questions that are answered in the book	Module 1, Week 2 Module 1, Week 5 Module 5, Week 2
Infer from Fiction Card	to make an inference or draw a conclusion while reading fiction or narrative nonfiction	Module 3, Week 4 Module 4, Week 1 Module 6, Week 2
Main Idea-Details Card	to determine the main idea and key details of a nonfiction passage	Module 2, Week 2 Module 7, Week 5
Make a Connection Card	to make a connection	Module 3, Week 1 Module 5, Week 1
Red Questions (Inferential) Card	to improve inferential comprehension by asking questions not explicitly answered in the book	Module 5, Week 2
Retelling Card	to retell events in sequential order	Module 2, Week 1 Module 6, Week 1
Stop-Think-Paraphrase (STP) Card	to recall what was read	Module 3, Week 2 Module 5, Week 3
Track the Character's Feelings Card	to track the character's feelings throughout a story	Module 1, Week 3 Module 4, Week 5
V.I.P. (Fiction) Card	to identify the Very Important Parts of a story and determine the central message	Module 7, Week 3
Vocabulary Strategies Tool	to determine meaning of new words	Module 4, Week 2 Module 5, Week 5
Who-What Card	to recall details from narrative texts	Module 1, Week 1
Who-What-Why Card	to recall key details and draw inferences from narrative texts	Module 1, Week 3 Module 6, Week 1
Yellow Questions Card	to analyze relationships between story elements, people, animals, ideas, and events	Module 5, Week 4

**Adapted from *The Next Step Forward in Guided Reading: An Assess-Decide-Guide Framework for Supporting Every Reader* by Jan Richardson (New York: Scholastic, 2016).



Compare Comprehension Card

Compare



- 1** Find two ideas to compare.
- 2** Write a question:
How are _____ and _____ alike?
- 3** Answer your question:
They both _____.

Contrast Comprehension Card

Contrast

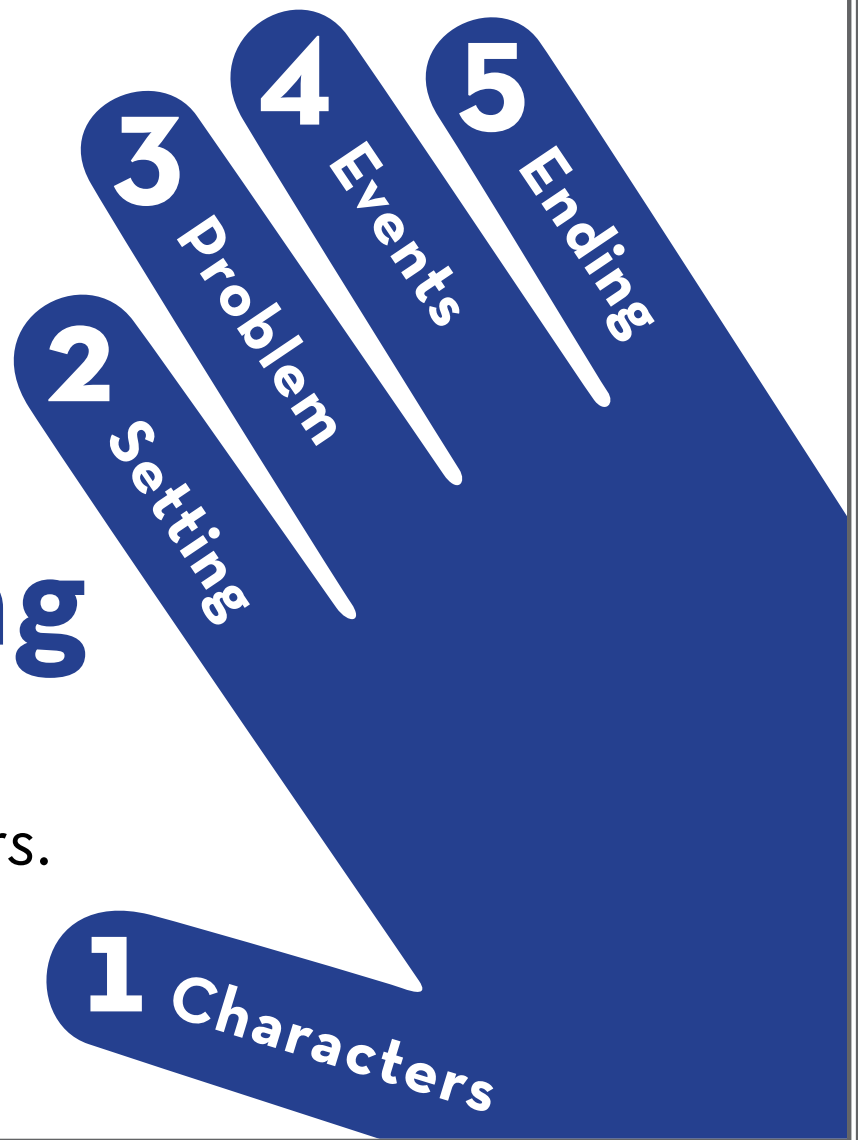
- 1 Find two ideas to contrast.
- 2 Write a question:
How are _____ and _____ different?
- 3 Answer your question:
One is _____ but the other is _____.



Five-Finger Retelling Comprehension Card

Five-Finger Retelling

*Retell the story
using your fingers.*



Green Questions (Literal) Comprehension Card



Green Questions

I can **go** to the text and find the answer.

- 1 *Who ... ?*
- 2 *What ... ?*
- 3 *Where ... ?*
- 4 *When ... ?*
- 5 *How ... ?*



Infer from Fiction Comprehension Card

Infer From FICTION

- 1** Mark an important or surprising dialogue or action.
- 2** Why did the character say or do that?
- 3** What is the character thinking?
- 4** What are you thinking about the character?



Main Idea-Details Comprehension Card

Main Idea Details

- 1 Turn the heading into a question.
- 2 List key details.
- 3 Use the heading and key details to summarize the main idea. What is this part mostly about?




Make a Connection Comprehension Card

MAKE A CONNECTION

- Have you ever felt like the character?
When?
- Does this story remind you of
something you have done?
- Does this story remind you of
something you have seen?
- Does this book remind you of
another book you have read?



Red Questions (Inferential) Comprehension Card



Red Questions

I must **stop** and think about the answer.

- 1 *Why . . . ?*
- 2 *How could . . . ?*
- 3 *What would have happened if . . . ?*
- 4 *What if . . . ?*



Retelling Comprehension Card

RETELLING

In the beginning _____.

Then _____.

Next _____.

After that _____.

Finally _____.



Stop-Think-Paraphrase (STP) Comprehension Card



Stop

Stop reading and
cover the text.



Think

What did I read?



Paraphrase

Put in your own words.



Track the Character's Feelings Comprehension Card

Track the Character's FEELINGS

- How did the character feel at the beginning, in the middle, and at the end of the story?
- Why did the character feel that way? *The character felt _____ because _____.*



V.I.P. (Fiction) Comprehension Card

V.I.P.
Very Important Part
FICTION



Action: What did the character do?










Feeling: How did the character feel?



Vocabulary Strategies Tool

Vocabulary Strategies

-  1. Reread or read on to look for clues.
-  2. Use the picture to explain the word.
-  3. Use a known part.
-  4. Make a connection.
-  5. Substitute a word that makes sense.
-  6. Use the glossary.


PIONEER VALLEY BOOKS
pioneervalleybooks.com



Who-What Comprehension Card

WHO ?

WHAT ?

Who was the most important character?

What did they do?



Who-What-Why Comprehension Card

WHO?
WHAT?
WHY?


Who was the most important character?

What did they do?

Why did they do that?



Yellow Questions Comprehension Card



Yellow Questions

I must **slow down** and **look** for the answer.

- 1 How are ____ and ____ similar?
- 2 How are ____ and ____ different?
- 3 What caused ... ?
- 4 What are some examples of ... ?

