



Name: _____

STEPPING Together

KINDERGARTEN—MODULE 6 SUMMATIVE ASSESSMENT

Where Is Quack?


★ Put a number 1, 2, or 3 in each box below the pictures to tell the order of events.



● What is the setting of the story?



A. A farm



B. A house



C. A pond

♥ Why is Mother Duck quacking?

- A. She is hungry.
- B. She is calling her ducklings.
- C. She is singing.

___/3



KINDERGARTEN—MODULE 6 SUMMATIVE ASSESSMENT

Teacher Assessment Script

Phonemic Awareness and Reading Words: Assess students individually using the words in Rows 1 and 2 found on the last page of the Teacher Assessment Script.

First, dictate the sounds in the first word in Row 1 and have the student **blend** the sounds to say the word. Repeat with the next two words. Then dictate the fourth word for the student to **segment** by phoneme. Repeat with the fifth word.

Use the optional Phonemic Awareness and Reading Words Recording Form (Modules 4–7) if you would like to record the student’s exact responses for analysis. Record a ✓ if the student responds correctly. Record what the student says if there is an error. Otherwise, record the total number of correct responses on the Class Scores Recording Form (Modules 4–7) in the Phonemic Awareness Blending and Segmenting columns.

Next, have the student read the words in Row 1 (phonics focus) and Row 2 (sight words).

Use the optional Phonemic Awareness and Reading Words Recording Form (Modules 4–7) if you would like to record the student’s exact responses for analysis. Record a ✓ if the student reads the word correctly. Record what the student says if there is an error. Otherwise, record the total number of correct responses on the Class Scores Recording Form (Modules 4–7) in the Reading Words (Row 1) and Reading Words (Row 2) columns.

The remainder of the assessment will be administered whole group.

Read the Text (Shared Read): *We will now read **Where Is Quack?** together just as we do in the lessons, but we will not stop to talk about the book along the way. So make sure you’re listening and paying attention as we read.*

Synopsis: *Quack is at the pond with his family. Mother Duck is calling out to him and her other ducklings. Let’s read to find out if she finds them all.*

Listening Comprehension Questions: *I will read these three questions and answer choices aloud. After I read each one, you will record your answer. (Read the questions and answer choices if applicable.)*

- *Let’s begin. Find the star and put your finger on it. Listen as I read the question. Put a 1 under the picture that happened first in the story, a 2 under the picture that happened second in the story, and a 3 under the picture that happened last in the story.*
- *Now find the circle and put your finger on it. Listen as I read the question and the answer choices.*
- *Now find the heart and put your finger on it. Listen as I read the question and the answer choices.*

Writing Words: *Now find the flower and put your finger on it. I will say some words one at a time. You will write a word on each line on your paper. Remember to write only one word on each line.*

Words to Dictate: *are, said, jam, sit, hop.*

Writing a Sentence: *Now find the square and put your finger on it. You will write a sentence on the long straight lines. I am going to tell you the sentence to write. We will say it together, then you will write it on your paper. Remember to use your best handwriting and to put a space between each word.*

Sentence to Dictate: *Come here and you can pet the duck.*



KINDERGARTEN-MODULE 6 SUMMATIVE ASSESSMENT

Row 1

tub	pot	rip	fed	tag
-----	-----	-----	-----	-----

Row 2

here	said	are	come	you
------	------	-----	------	-----

