

STEPPING

Together 

SECOND GRADE VOWEL PATTERN SPEED GAME CARDS

DIRECTIONS:

Print out the Vowel Pattern Speed Game Cards on cardstock using a double-sided setting, and cut into individual cards. The vowel pattern will be on one side of the card and the picture on the other side. Place the cards in the literacy center after each vowel pattern has been taught for students to use in various activities.

ar

or

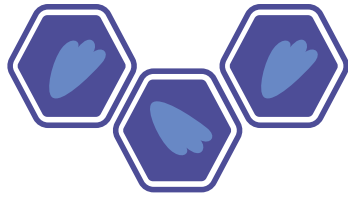
er

ir

ur

ay





STEPPING *Together*

SECOND GRADE VOWEL PATTERN SPEED GAME CARDS



SECOND GRADE
VOWEL PATTERN SPEED GAME CARDS

all

ee

ea

ea

oo


oo

ow

ow



SECOND GRADE VOWEL PATTERN SPEED GAME CARDS



SECOND GRADE
VOWEL PATTERN SPEED GAME CARDS

ou

ew

oa

oi

ai


aw

oy

igh



SECOND GRADE VOWEL PATTERN SPEED GAME CARDS



SECOND GRADE
VOWEL PATTERN SPEED GAME CARDS

ie

ue

eigh



SECOND GRADE VOWEL PATTERN SPEED GAME CARDS

